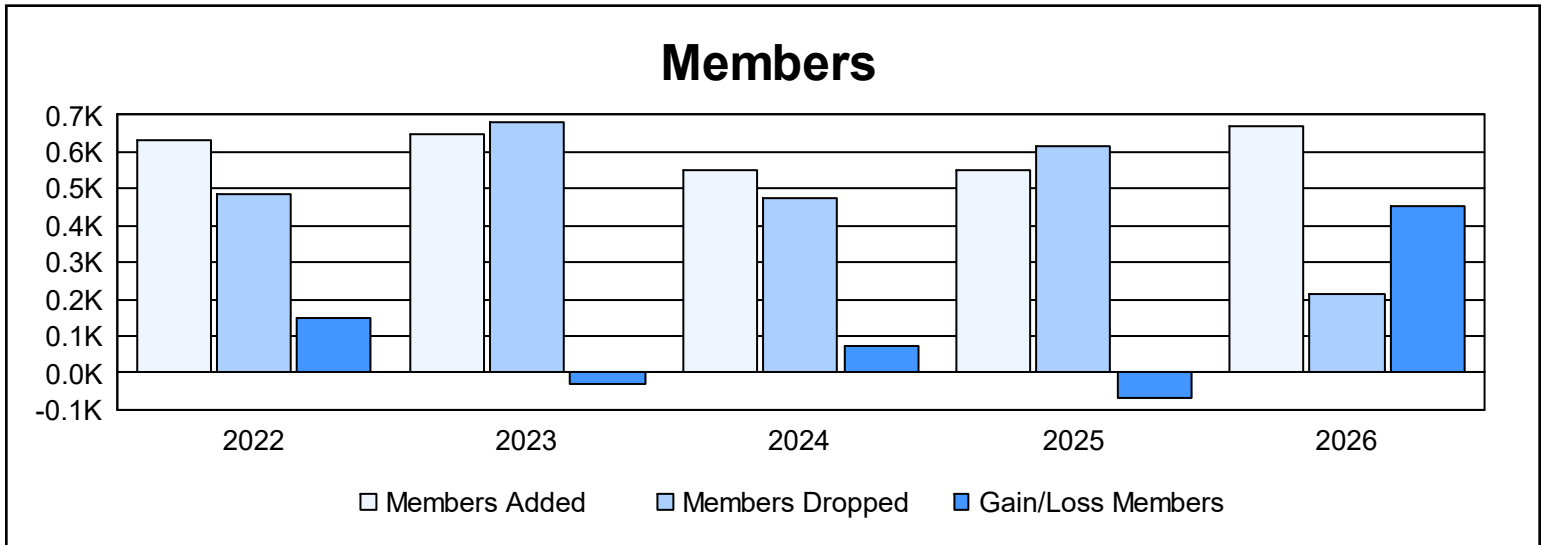
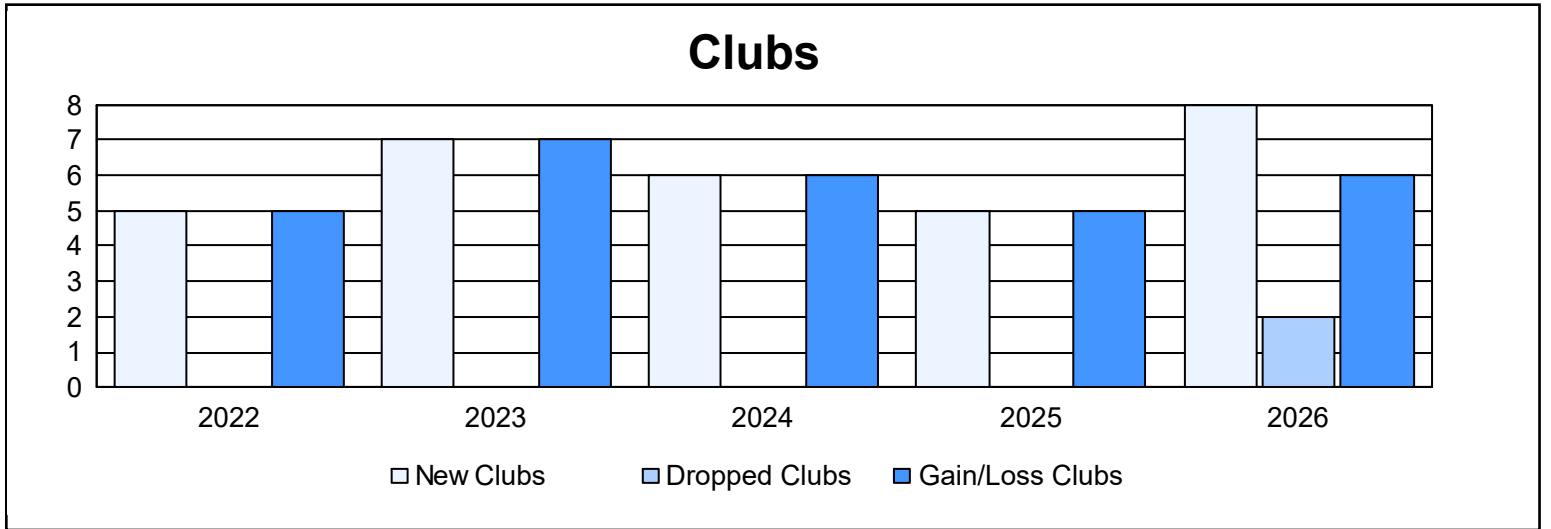
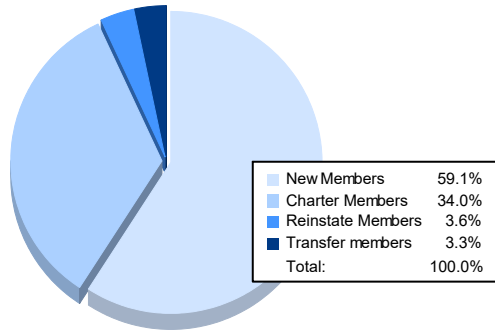


| Year           | New Clubs | Dropped Clubs | Gain/ Loss Clubs | New Members | Charter Members | Reinstate Members | Transfer Members | Total Member Added | Total Members Dropped | Gain/ Loss Members |
|----------------|-----------|---------------|------------------|-------------|-----------------|-------------------|------------------|--------------------|-----------------------|--------------------|
| 2021-2022      | 5         | 0             | 5                | 470         | 136             | 14                | 11               | 631                | 484                   | 147                |
| 2022-2023      | 7         | 0             | 7                | 359         | 229             | 41                | 20               | 649                | 682                   | -33                |
| 2023-2024      | 6         | 0             | 6                | 391         | 133             | 9                 | 15               | 548                | 475                   | 73                 |
| 2024-2025      | 5         | 0             | 5                | 343         | 115             | 54                | 39               | 551                | 617                   | -66                |
| 2025-2026      | 8         | 2             | 6                | 396         | 228             | 24                | 22               | 670                | 216                   | 454                |
| <b>Average</b> | <b>6</b>  | <b>0</b>      | <b>6</b>         | <b>392</b>  | <b>168</b>      | <b>28</b>         | <b>21</b>        | <b>610</b>         | <b>495</b>            | <b>115</b>         |



### Membership Composition March 2026 Cumulative



### Gender Composition March 2026 Cumulative

